


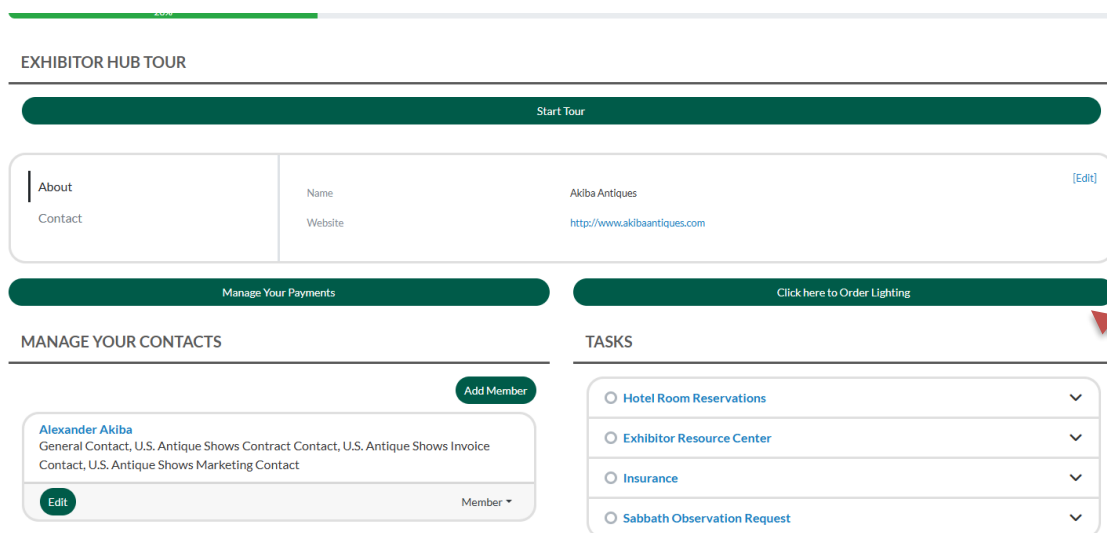
How to Order Light Tracks for Coconut Grove

1. Log Into Your Exhibitor Console at:
<https://cgjws2025.smallworldlabs.com/home>

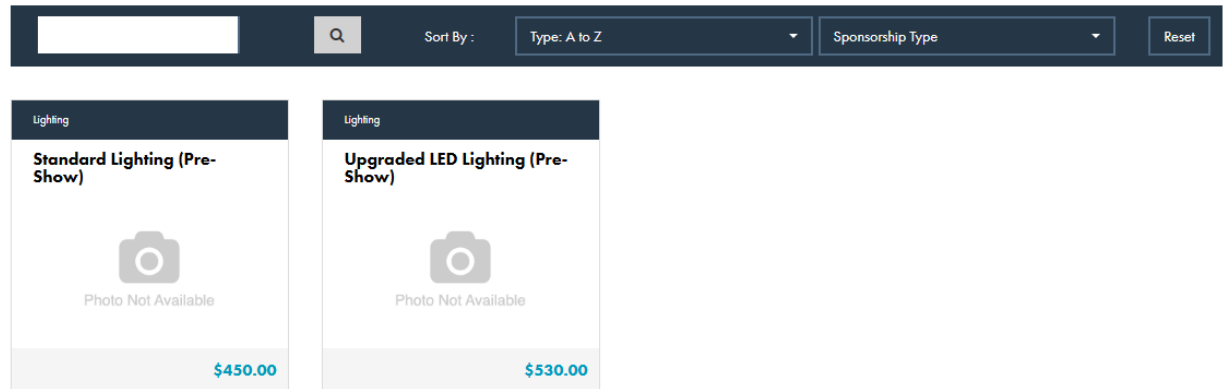
2. Click “EXHIBITOR HUB”



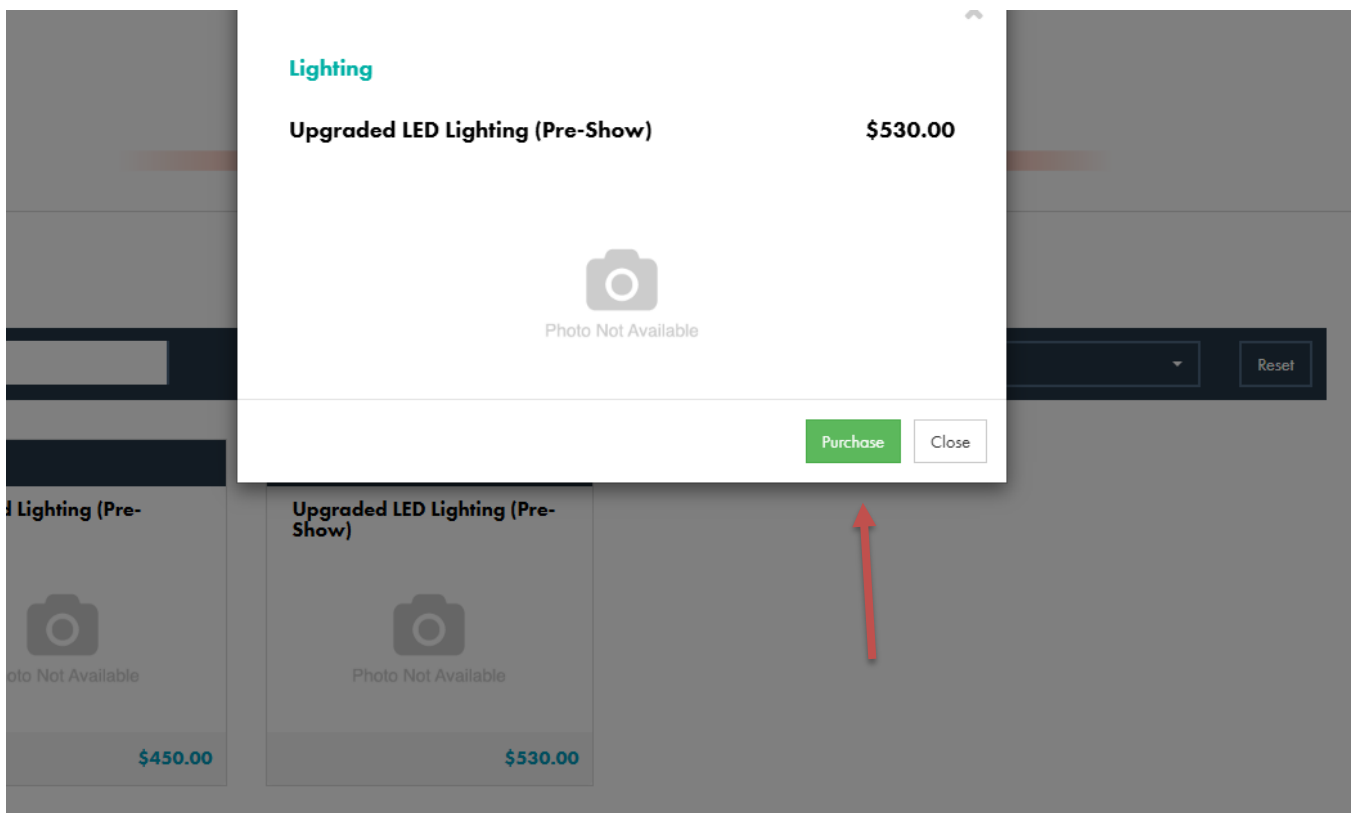
3. Click the Green Bar – “Click Here to Order Lighting”



4. Select the Light Track You Want to Purchase:



5. Click Purchase



6. Use these “dropdown options” to specify how many tracks you would like to purchase.

Please select the advertising and sponsorship items you want to buy.

— Lighting (2)

- 0 ▾ Standard Lighting (Pre-Show): [\$450.00] [Details](#)
- 1 ▾ Upgraded LED Lighting (Pre-Show): [\$530.00] [Details](#)

7. Complete the form and payment information then be sure to click “Click Here” in the terms and conditions box before agreeing to the conditions.

TERMS AND CONDITIONS

STEP 1 →

☐ You must first [CLICK HERE](#) to review the terms and conditions before checking the box. By checking this box I certify that I have reviewed and agree to the terms and conditions.

STEP 2 →

We understand and agree that this application for Sponsorship becomes a binding contract when accepted in writing by Emerald, the show organizer, and we hereby agree that the attached Terms and Conditions are enforceable and are incorporated into and control this Sponsorship Contract, once it is accepted by Emerald. We further agree that any terms and conditions associated with any purchase order we may submit in order to process payment for this Sponsorship Contract are of no force or effect, regardless of the express language of the purchase order we submit.

Installments paid by credit card include a 3% fee. If Customer makes any payment in addition to the above installments, the 3% fee will apply to that payment. Except where prohibited by law, Customer agrees to pay the fee with any credit card payment and Emerald X, LLC reserves the right to collect the fee either with such installment or other payment, by automatically charging your card on file if not collected with the installment or other payment made by card, or by separate invoice. See Virtual Agreement for additional terms.

Prices are subject to change without notice and are not guaranteed until a contract has been signed.

8. The Click “**Submit**”

Submit Reset

9. Click Submit and Submit Your Light Track Diagram to Show Management



LIGHT TRACK DIAGRAM

Please submit this form to: Operations@USAntiqueShows.com

Company: _____ Booth #: _____

INSTRUCTIONS: Using the diagram below, please draw where you would like your light tracks to be placed by our electricians.

Our electricians will not install your light tracks without this submitted diagram. Every exhibitor who has placed a light track order with Show Management MUST submit a completed light track diagram indicating where you would like your light tracks to be installed.

| | | | | | | | | | | | | | | | | | | | |
|--|--|--|--|--|--|--|--|--|--|--|--|--|--|--|--|--|--|--|--|
| | | | | | | | | | | | | | | | | | | | |
| | | | | | | | | | | | | | | | | | | | |
| | | | | | | | | | | | | | | | | | | | |
| | | | | | | | | | | | | | | | | | | | |
| | | | | | | | | | | | | | | | | | | | |
| | | | | | | | | | | | | | | | | | | | |
| | | | | | | | | | | | | | | | | | | | |
| | | | | | | | | | | | | | | | | | | | |
| | | | | | | | | | | | | | | | | | | | |
| | | | | | | | | | | | | | | | | | | | |
| | | | | | | | | | | | | | | | | | | | |

Side | 10 feet

Side | 10 Feet

Front (Aisle Side) | 15 Feet

If you have not yet ordered & paid for light tracks through your exhibitor console, please do so prior to submitting this diagram.